



# Pair of Angles

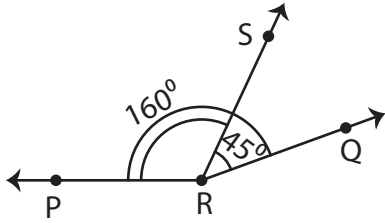
Name \_\_\_\_\_

Score \_\_\_\_\_

PA:36

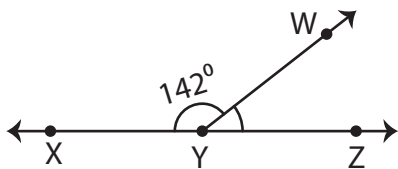
Find the unknown angle.

1)



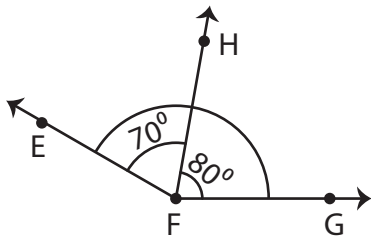
$m\angle PRS =$

3)



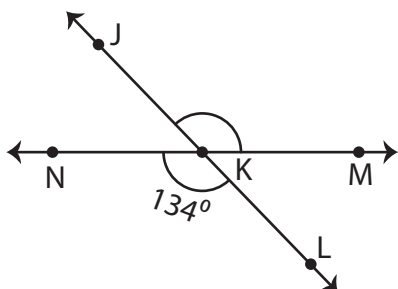
$m\angle WYZ =$

5)



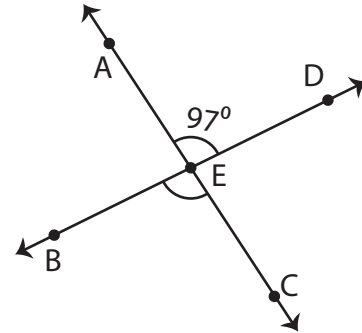
$m\angle EFG =$

7)



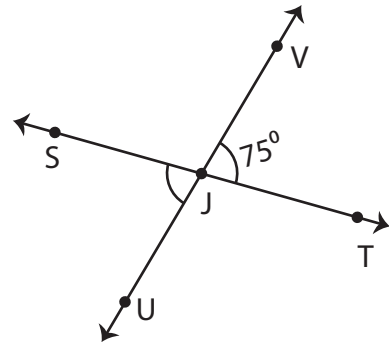
$m\angle JKM =$

2)



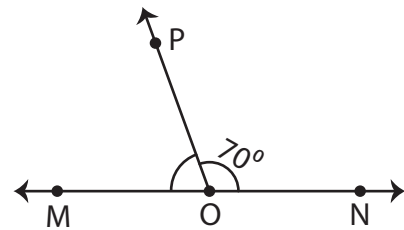
$m\angle BEC =$

4)



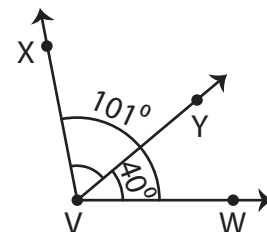
$m\angle SJU =$

6)



$m\angle MOP =$

8)



$m\angle XVY =$



# Pair of Angles

Name \_\_\_\_\_

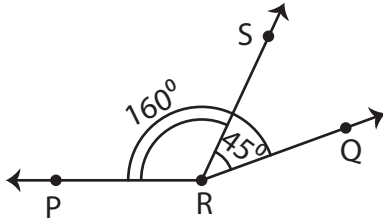
Score \_\_\_\_\_

## Answer key

PA:36

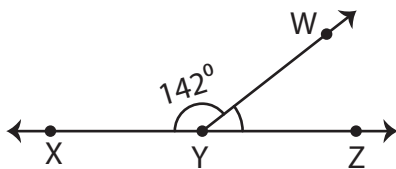
Find the unknown angle.

1)



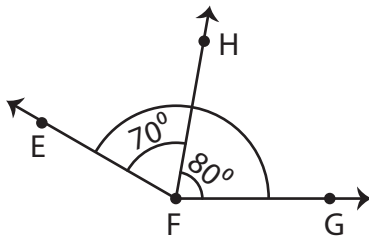
$$m\angle PRS = 115^\circ$$

3)



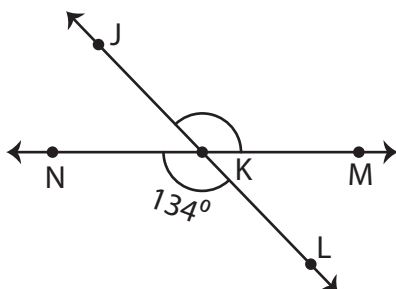
$$m\angle WYZ = 38^\circ$$

5)



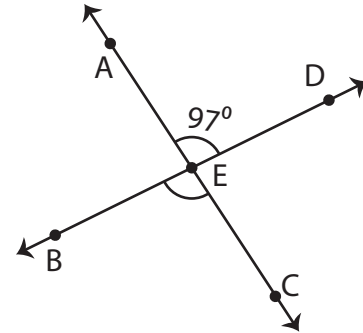
$$m\angle EFG = 150^\circ$$

7)



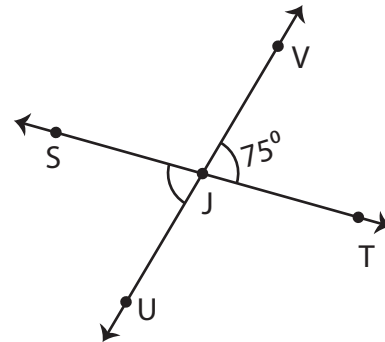
$$m\angle JKM = 134^\circ$$

2)



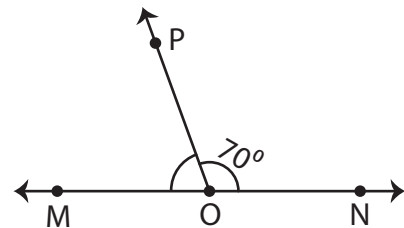
$$m\angle BEC = 97^\circ$$

4)



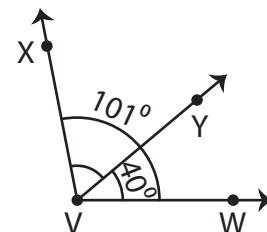
$$m\angle SJU = 75^\circ$$

6)



$$m\angle MOP = 110^\circ$$

8)



$$m\angle XVY = 61^\circ$$