



Pair of Angles

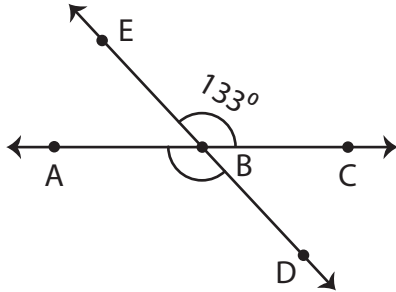
Name _____

Score _____

PA:34

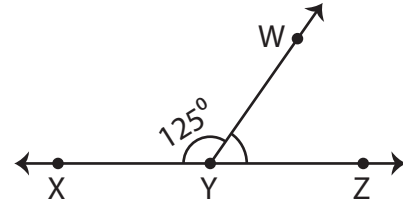
Find the unknown angle.

1)



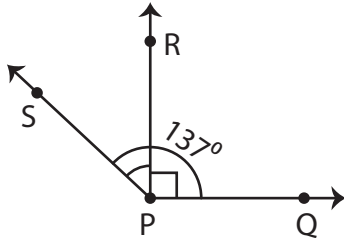
$m\angle ABD =$

2)



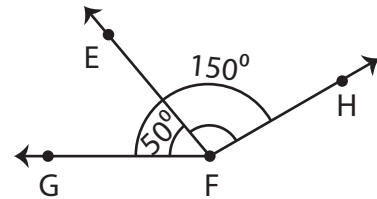
$m\angle WYZ =$

3)



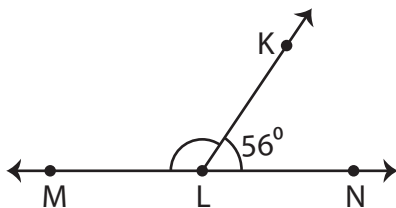
$m\angle SPR =$

4)



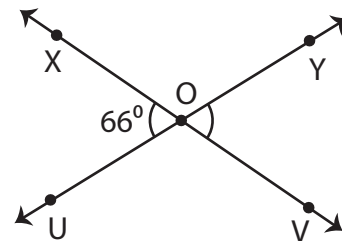
$m\angle EFH =$

5)



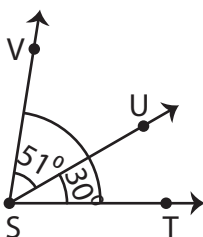
$m\angle KLM =$

6)



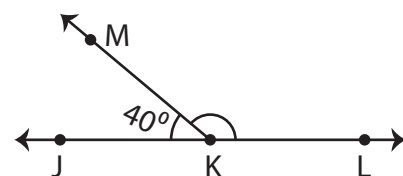
$m\angle VOY =$

7)



$m\angle VST =$

8)



$m\angle LKM =$



Pair of Angles

Name _____

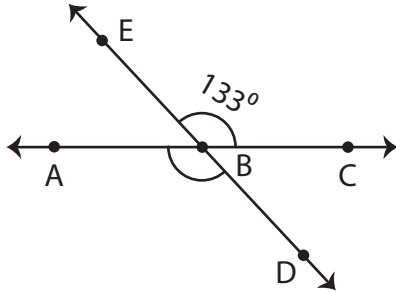
Score _____

Answer key

PA:34

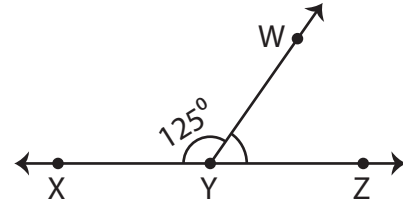
Find the unknown angle.

1)



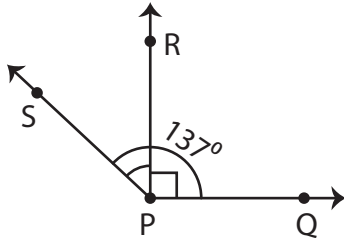
$$m\angle ABD = 133^\circ$$

2)



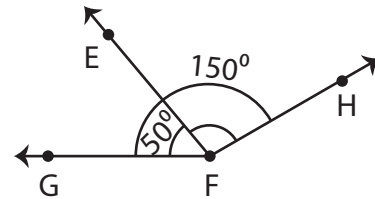
$$m\angle WYZ = 55^\circ$$

3)



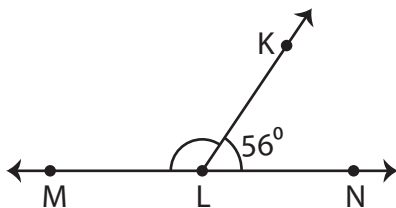
$$m\angle SPR = 47^\circ$$

4)



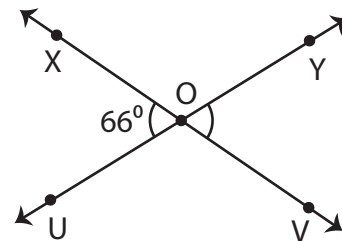
$$m\angle EFH = 100^\circ$$

5)



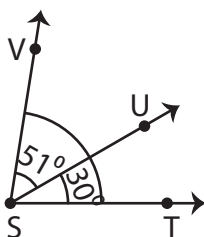
$$m\angle KLM = 124^\circ$$

6)



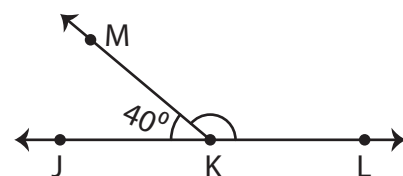
$$m\angle VOY = 66^\circ$$

7)



$$m\angle VST = 81^\circ$$

8)



$$m\angle LKM = 140^\circ$$