



# Estimating Time

Name \_\_\_\_\_

Score \_\_\_\_\_

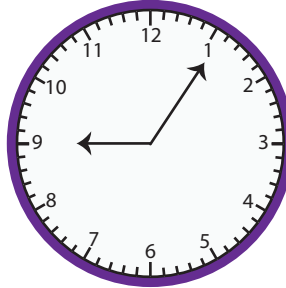
ET:06

Observe the time on the clock. Round to the nearest half hour.


1)



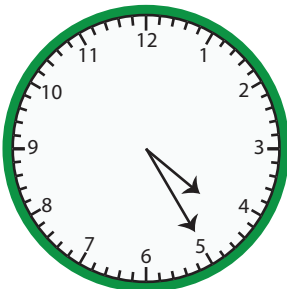
2)



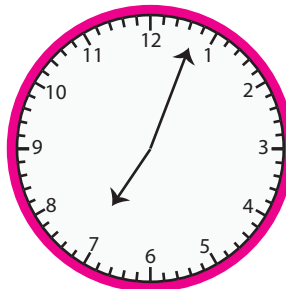
3)



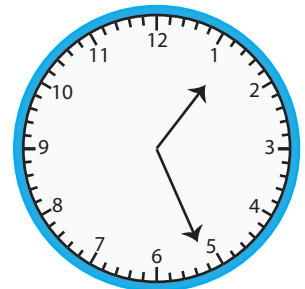
4)



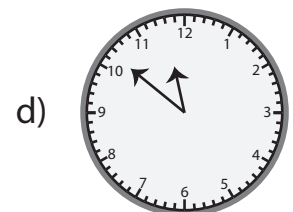
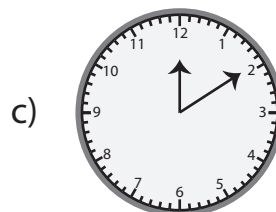
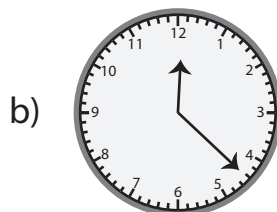
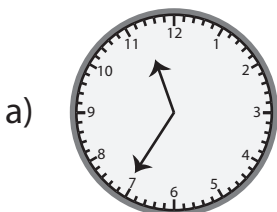
5)



6)



7) Which clock approximately shows 12 : 30?



8) What time is close to the time shown on the clock?

a) 02 : 00

b) 02 : 30

c) 01 : 30

d) 01 : 00





# Estimating Time

Name \_\_\_\_\_

Score \_\_\_\_\_

## Answer key

ET:06

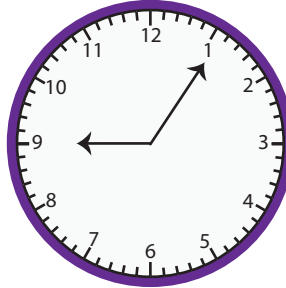
Observe the time on the clock. Round to the nearest half hour.

1)




**03:00**

2)



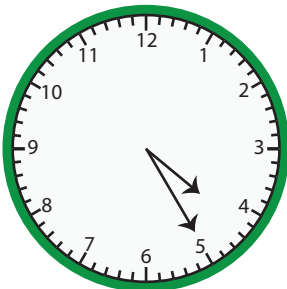
**09:00**

3)



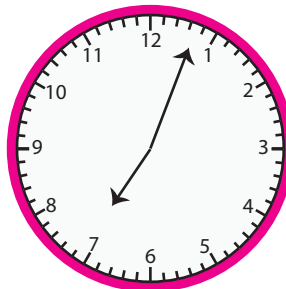
**11:30**

4)



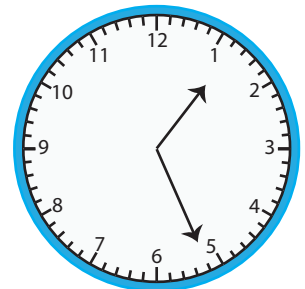
**04:30**

5)



**07:00**

6)




**01:30**

7) Which clock approximately shows 12:30?


a)



~~b)~~



c)



d)



8) What time is close to the time shown on the clock?

~~a)~~

02:00

b)

02:30

c)

01:30

d)

01:00

