



Estimating Time

Name _____

Score _____

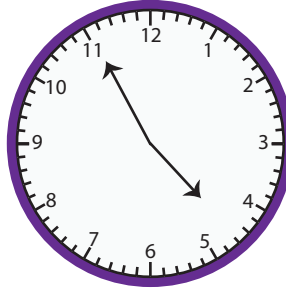
ET:05

Observe the time on the clock. Round to the nearest half hour.

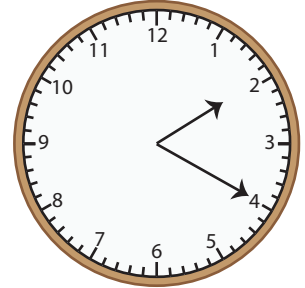
1)



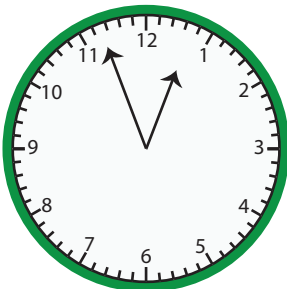
2)



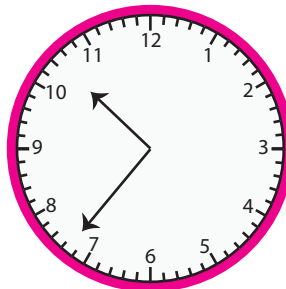
3)



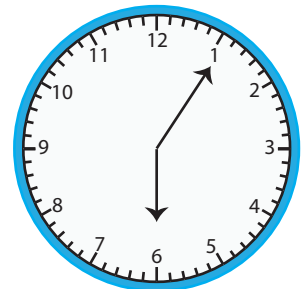
4)



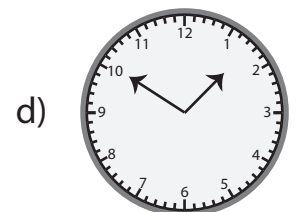
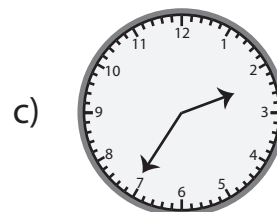
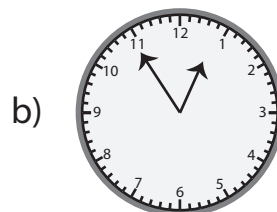
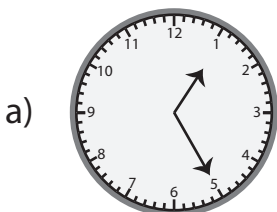
5)



6)



7) Which clock approximately shows 01 : 30?



8) What time is close to the time shown on the clock?

a) 12 : 30

b) 11 : 30

c) 11 : 00

d) 12 : 00





Estimating Time

Name _____

Score _____

Answer key

ET:05

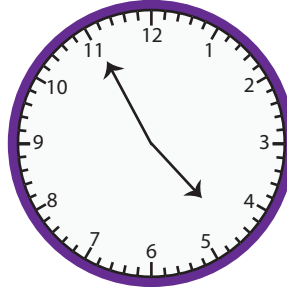
Observe the time on the clock. Round to the nearest half hour.

1)




12 : 30

2)



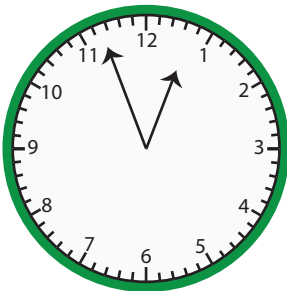
05 : 00

3)



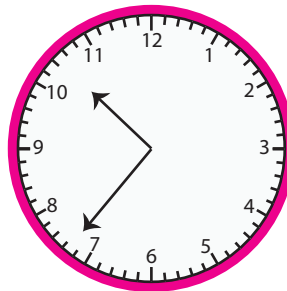
02 : 30

4)



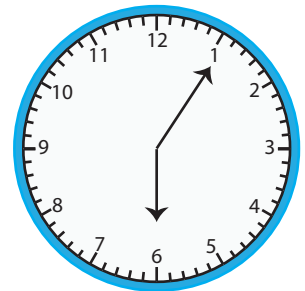
01 : 00

5)



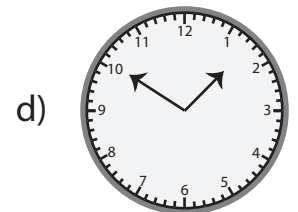
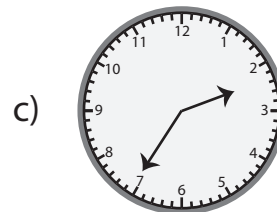
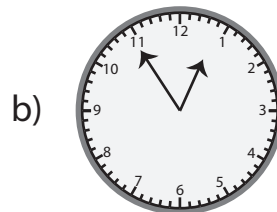
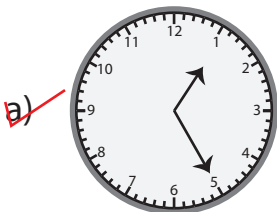
10 : 30

6)



06 : 00

7) Which clock approximately shows 01 : 30?



8) What time is close to the time shown on the clock?

a) 12 : 30

b) 11 : 30

~~c)~~ 11 : 00

d) 12 : 00

