



Estimating Time


Name _____

Score _____

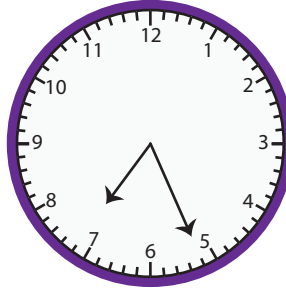
ET:04

Observe the time on the clock. Round to the nearest half hour.


1)



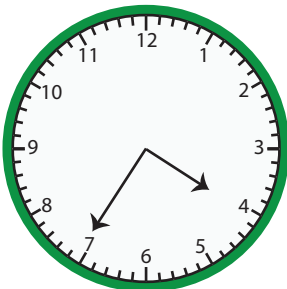
2)



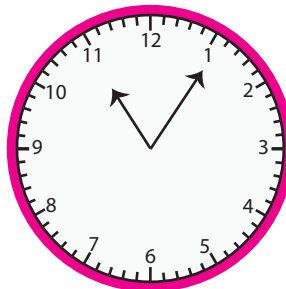
3)



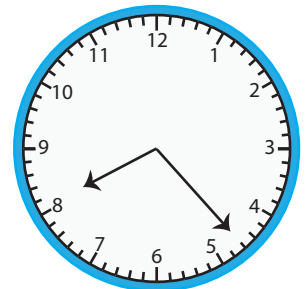
4)



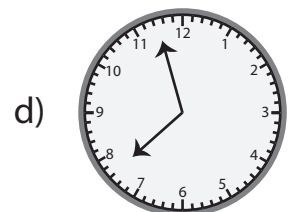
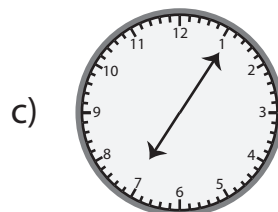
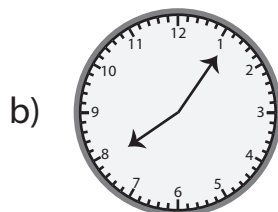
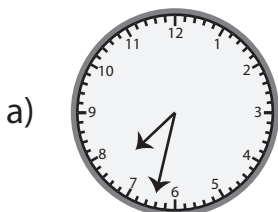
5)



6)



7) Which clock approximately shows 07 : 00?



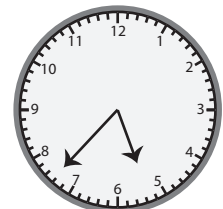
8) What time is close to the time shown on the clock?

a) 04 : 30

b) 04 : 00

c) 05 : 00

d) 05 : 30





Estimating Time

Name _____

Score _____

Answer key

ET:04

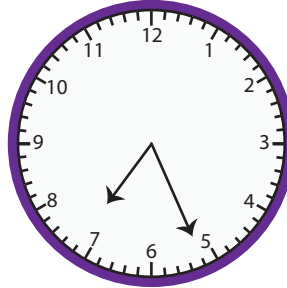
Observe the time on the clock. Round to the nearest half hour.

1)




02:00

2)



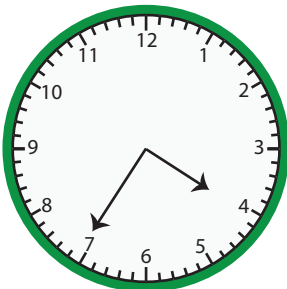
07:30

3)



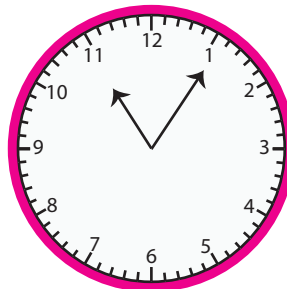
10:00

4)



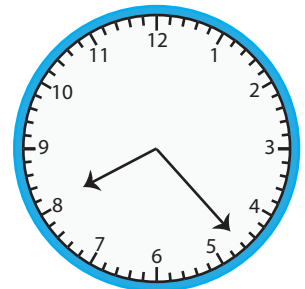
04:30

5)



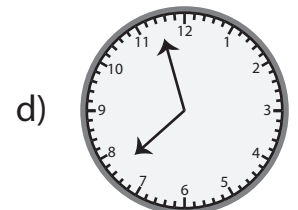
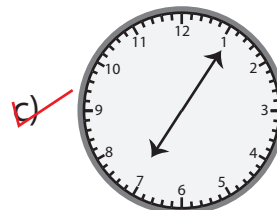
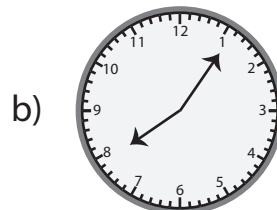

11:00

6)



08:30

7) Which clock approximately shows 07:00?



8) What time is close to the time shown on the clock?

a) 04:30

b) 04:00

c) 05:00

d) 05:30

