



ANGLES CHART

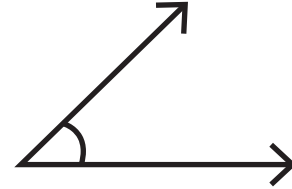
Name _____

Score _____

AT:01

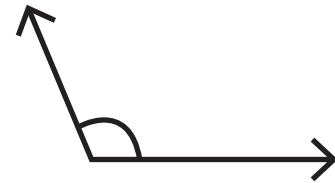
Acute Angle

An angle that is less than 90° .



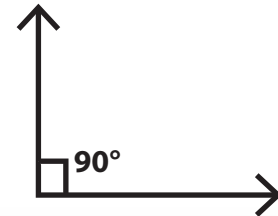
Obtuse Angle

An angle that is greater than 90° and less than 180° .



Right Angle

An angle that is exactly 90° .



Straight Angle

An angle that is exactly 180° .



Reflex Angle

An angle that is greater than 180° and less than 360° .

