



PARTS OF ANGLES

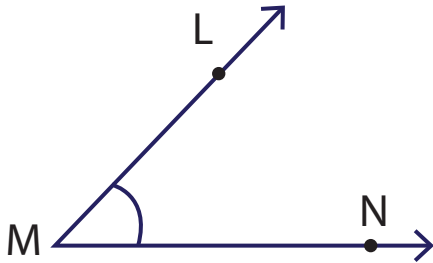
Name _____

Score _____

AN:04

Write the letter/s used to represent the vertex and arms of the angles shown below.

1)



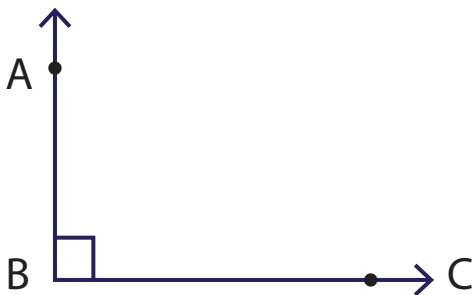
Vertex _____ Arms _____

2)



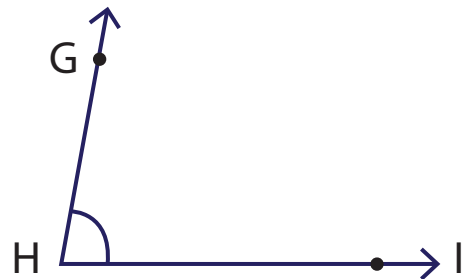
Vertex _____ Arms _____

3)



Vertex _____ Arms _____

4)



Vertex _____ Arms _____

Draw an angle using the information given below. (Figures may vary)

1) Vertex : R
Arms : QR, RS, RT

2) Vertex : M
Arms : MN, MO, MP



PARTS OF ANGLES

Name _____

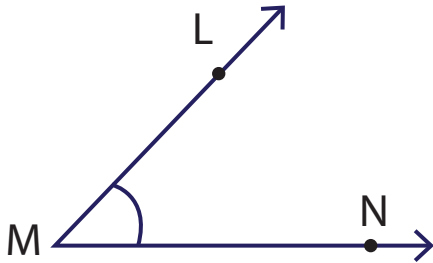
Score _____

Answer key

AN:04

Write the letter/s used to represent the vertex and arms of the angles shown below.

1)



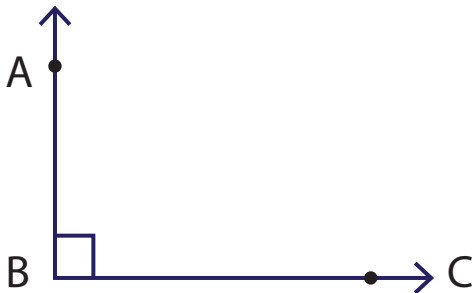
Vertex M Arms LM, MN

2)



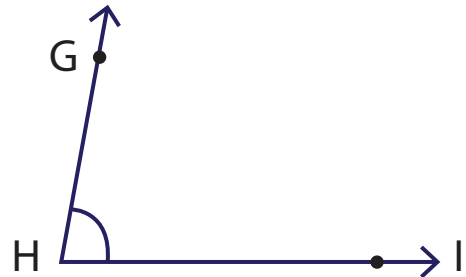
Vertex Q Arms PQ, QR

3)



Vertex B Arms AB, BC

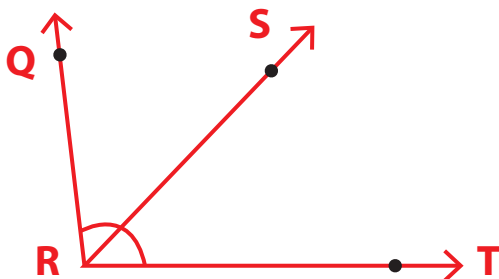
4)



Vertex H Arms GH, HI

Draw an angle using the information given below. (Figures may vary)

- 1) Vertex : R
Arms : QR, RS, RT



- 2) Vertex : M
Arms : MN, MO, MP

