
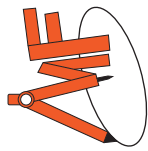


# KINDERGARTEN

## LEARNING NUMBERS


### WORKBOOK 1

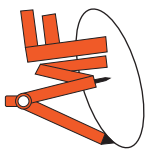




# Number Chart - 1 to 5


Date: \_\_\_\_\_

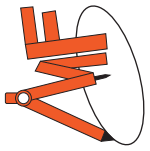




# Number Chart - 1 to 5

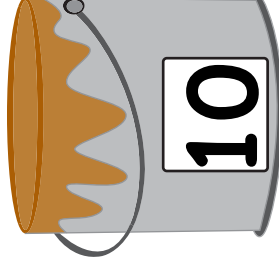
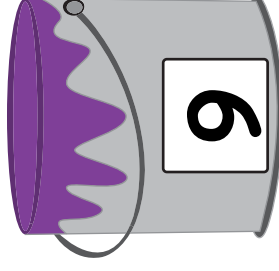
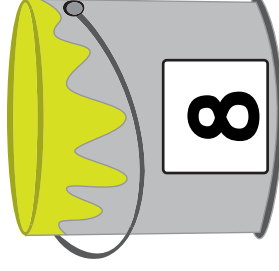
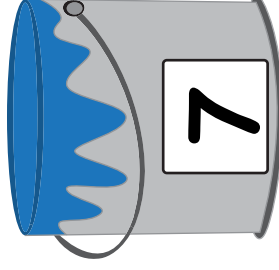
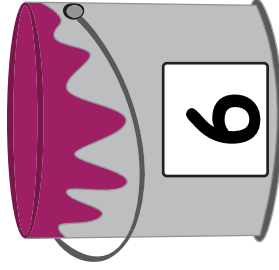
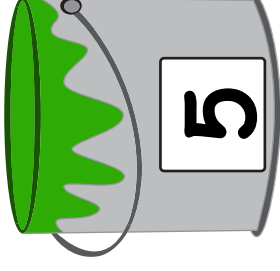
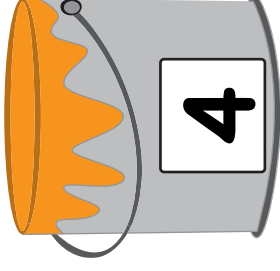

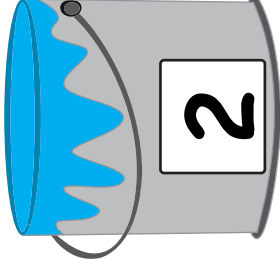
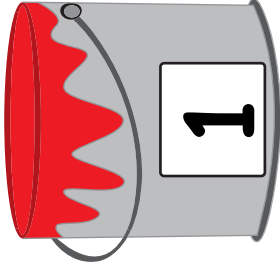
Date: \_\_\_\_\_

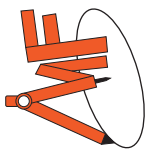




Date: \_\_\_\_\_

# Number Chart - 1 to 10





# Number Chart - 1 to 10

Date: \_\_\_\_\_




1

2

3

4

5



6

7

8



9

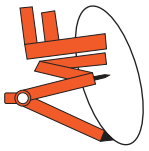
10



Date \_\_\_\_\_



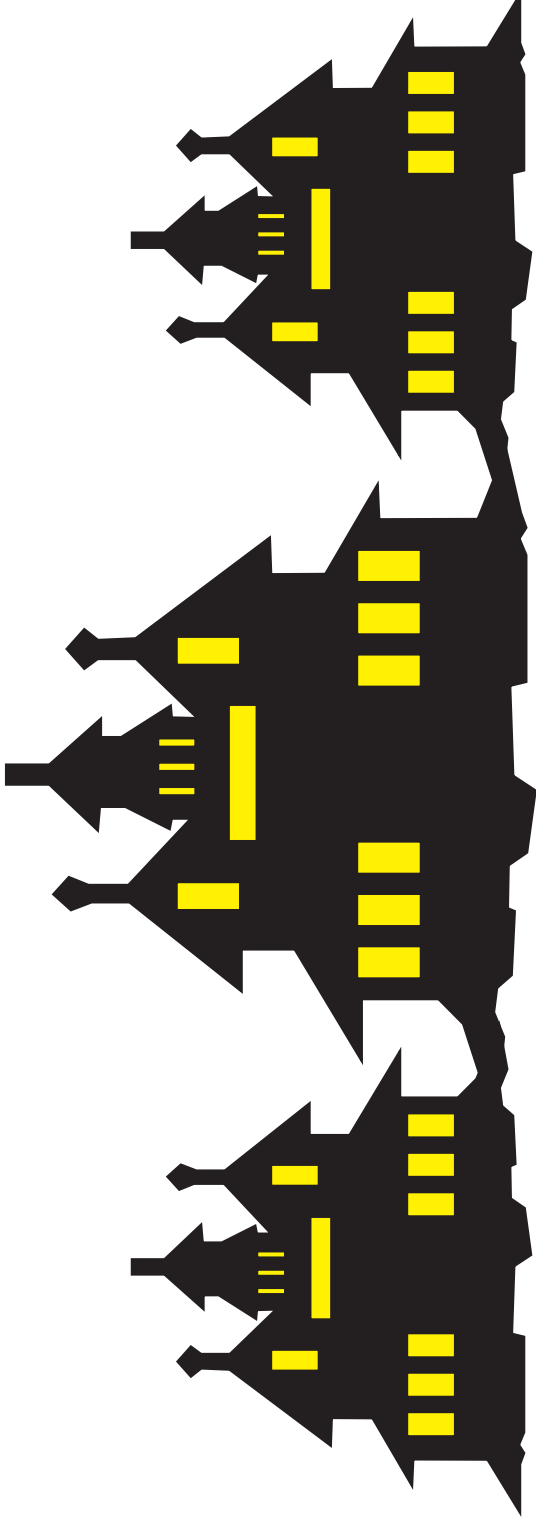
# Number Chart - 1 to 20





Date: \_\_\_\_\_

# Number Chart - 1 to 20



1	2	3	4	5	6	7	8	9				
11	12	13	14	15	16	17	18	19	20			



Date \_\_\_\_\_

## Number Chart - 1 to 50

1	2	3	4	5
6	7	8	9	10
11	12	13	14	15
16	17	18	19	20
21	22	23	24	25
26	27	28	29	30
31	32	33	34	35
36	37	38	39	40
41	42	43	44	45
46	47	48	49	50







Date \_\_\_\_\_

# Number Chart - 1 to 50

1	2	3	4	5
6	7	8	9	10
11	12	13	14	15
16	17	18	19	20
21	22	23	24	25
26	27	28	29	30
31	32	33	34	35
36	37	38	39	40
41	42	43	44	45
46	47	48	49	50



Date \_\_\_\_\_

# Number Chart - 1 to 100

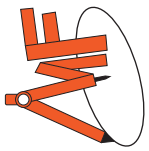
1	2	3	4	5	6	7	8	9	10
11	12	13	14	15	16	17	18	19	20
21	22	23	24	25	26	27	28	29	30
31	32	33	34	35	36	37	38	39	40
41	42	43	44	45	46	47	48	49	50
51	52	53	54	55	56	57	58	59	60
61	62	63	64	65	66	67	68	69	70
71	72	73	74	75	76	77	78	79	80
81	82	83	84	85	86	87	88	89	90
91	92	93	94	95	96	97	98	99	100



Date \_\_\_\_\_



# Number Chart - 10 to 1000

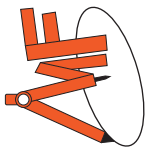
10	20	30	40	50	60	70	80	90	100
110	120	130	140	150	160	170	180	190	200
210	220	230	240	250	260	270	280	290	300
310	320	330	340	350	360	370	380	390	400
410	420	430	440	450	460	470	480	490	500
510	520	530	540	550	560	570	580	590	600
610	620	630	640	650	660	670	680	690	700
710	720	730	740	750	760	770	780	790	800
810	820	830	840	850	860	870	880	890	900
910	920	930	940	950	960	970	980	990	1000



Date: \_\_\_\_\_

# Number Chart - 1 to 5






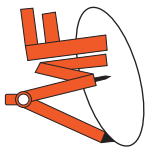
Date: \_\_\_\_\_

# Number Chart - 1 to 5



Fill in the number charts.





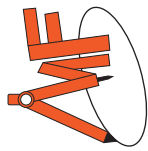
Date: \_\_\_\_\_

# Number Chart - 1 to 10

Fill in the number charts.


A 2x5 grid of yellow boxes with brown borders. The numbers 1, 5, and 7 are placed in the top row of the grid. A pink rabbit character with large ears and a green collar is positioned behind the grid, with its head and one ear visible above the top row of boxes.

1				5



Date: \_\_\_\_\_

# Number Chart - 1 to 10




2	4			
		8		



Date \_\_\_\_\_

# Number Chart - 1 to 20

Fill in the number charts.



1				5
	7			
		13	14	
16				20





Date \_\_\_\_\_

# Number Chart - 1 to 20



Fill in the number charts.

	2		4	
		8		10
11			14	
				20



Date \_\_\_\_\_

# Number Chart - 1 to 50

Fill in the number charts.

1			4	
		8		
11				
			24	
	27			
		33		
				40
46				



Date \_\_\_\_\_

# Number Chart - 1 to 50

Fill in the number charts.

	2			
11			14	
				25
	27			
		33		
				40
41				
	47			



Date \_\_\_\_\_

# Number Chart - 1 to 100

Fill in the number charts.

	2			5					
							18		
									30
			34			37			
41									
			54						
							68		
		73			76				
	92					97			



Date \_\_\_\_\_

# Number Chart - 1 to 100

Fill in the number charts.

				5					
						17			
	22								
41				45				49	
									70
						77			
			84						
		93							100