

KINDERGARTEN

DATA HANDLING

WORKBOOK 3





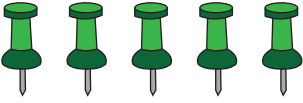




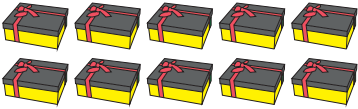
The central figure is a cartoon boy with black hair, wearing a yellow shirt, with his arms outstretched. He is surrounded by three light blue pentagonal shapes, each containing a tally chart, a set of flowers, and a number.

- Top pentagon:** A tally chart with 5 vertical lines, the first four crossed by a diagonal line. Below it are 5 pink flowers. At the bottom is the number 5.
- Bottom-left pentagon:** A tally chart with 4 vertical lines. Below it are 4 orange flowers. At the bottom is the number 4.
- Bottom-right pentagon:** A tally chart with 7 vertical lines, the first four crossed by a diagonal line. Below it are 7 purple flowers. At the bottom is the number 7.



TALLY MARKS - CHART

Date _____



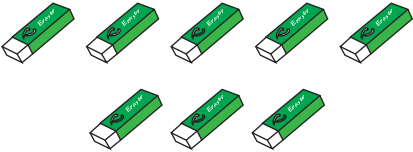

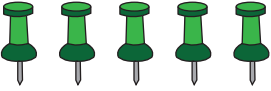
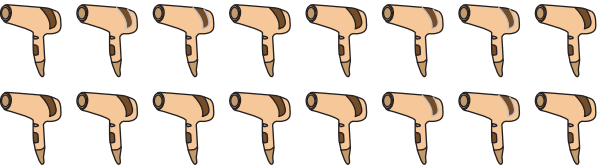
	1	
	2	
	3	
	4	
	5	/
	6	/
	7	/
	8	/
	9	/
	10	/ /



TALLY - COUNTING OBJECTS

Date _____

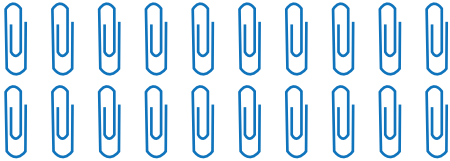


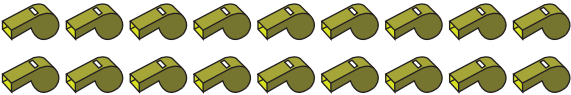
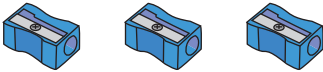

Count the number of objects and represent them using tally marks. Write the equivalent numbers.








Date _____

Count the number of objects and represent them using tally marks. Write the equivalent numbers.

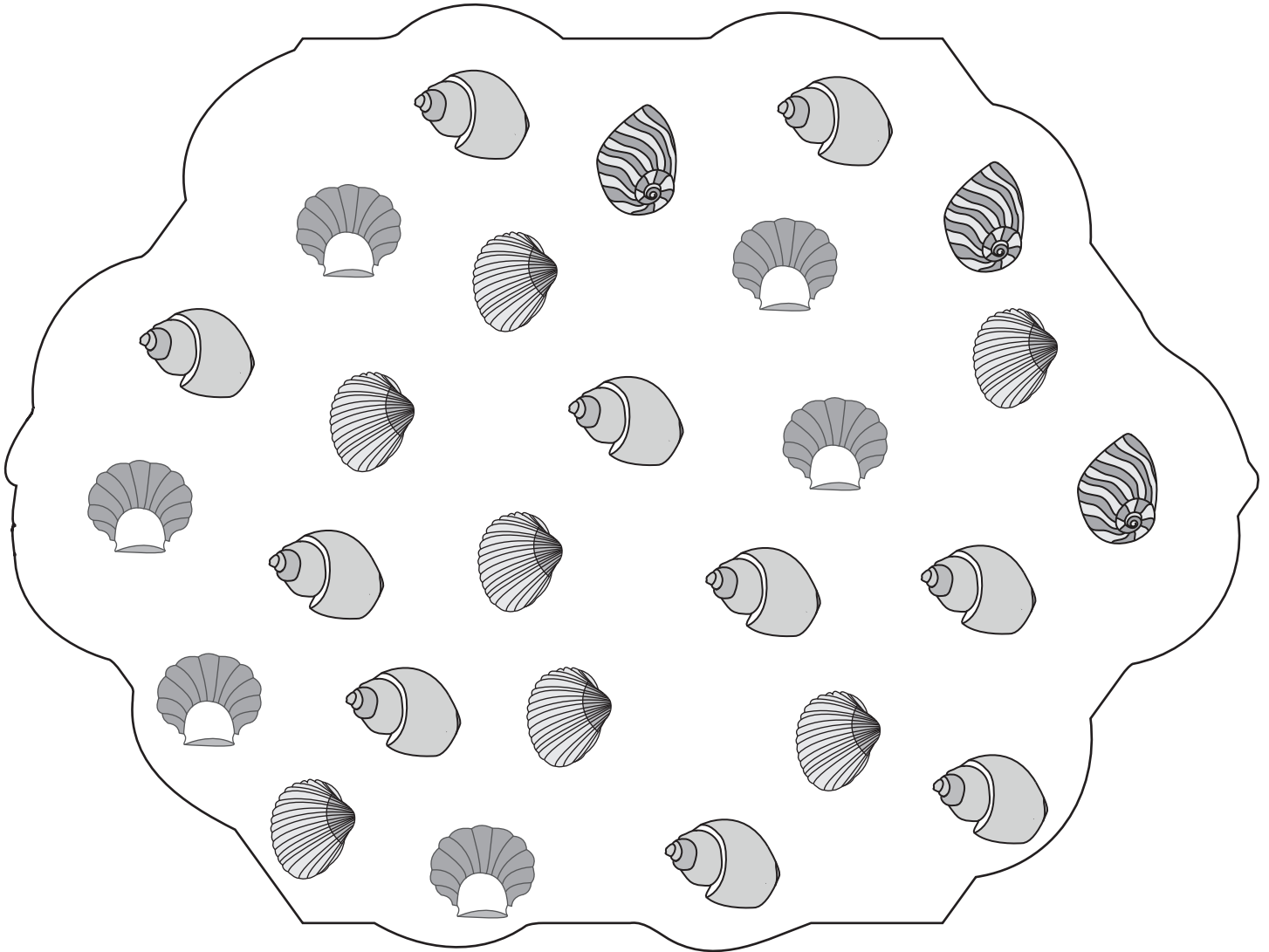
		
		
		
		
		
		



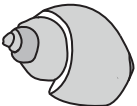

Count the number of hats in each kind, write the count and represent using tally marks.




		
		
		
		





Count the number of shells in each kind, write the count and represent using tally marks.



Count the number of flowers in each kind, write the count and represent using tally marks.




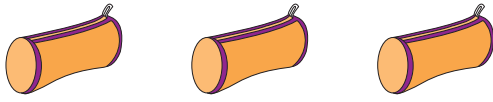


Date _____


Count and draw the tally marks. Also circle the equivalent number from the choices shown below.



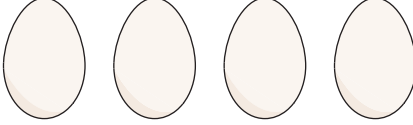
1 2 3 4 5




1 2 3 4 5



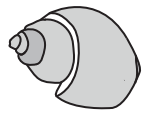
1 2 3 4 5




1 2 3 4 5




1 2 3 4 5



1 2 3 4 5




1 2 3 4 5

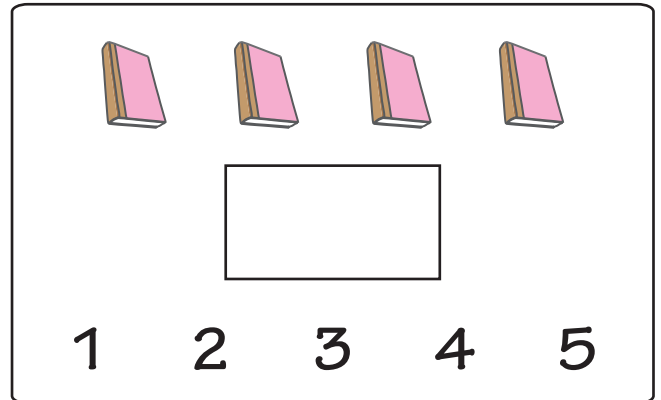


1 2 3 4 5


Count and draw the tally marks. Also circle the equivalent number from the choices shown below.



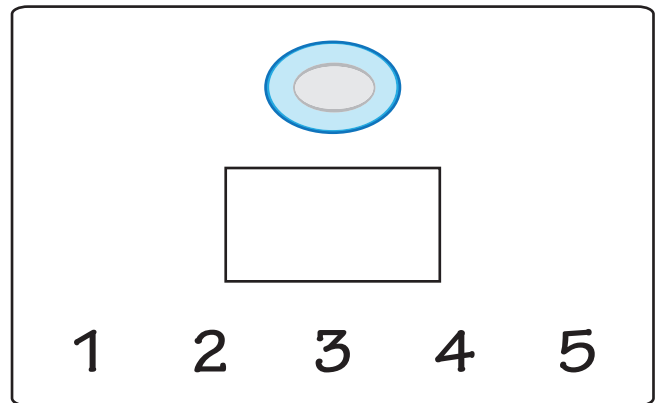
1 2 3 4 5



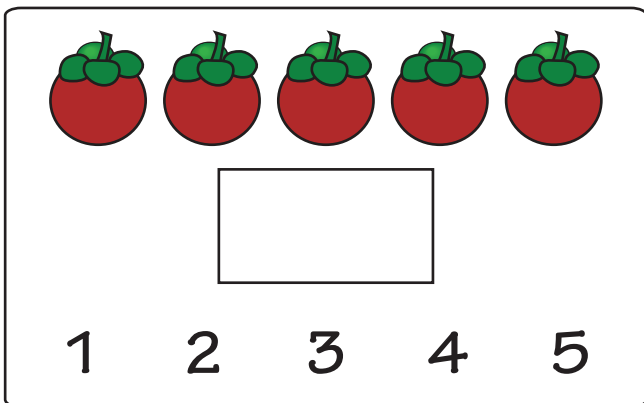
1 2 3 4 5




1 2 3 4 5



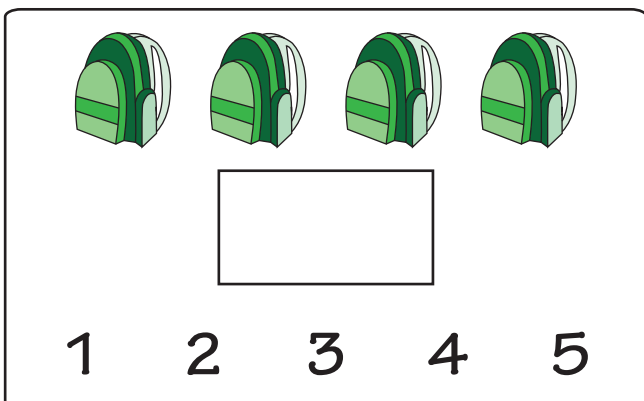
1 2 3 4 5



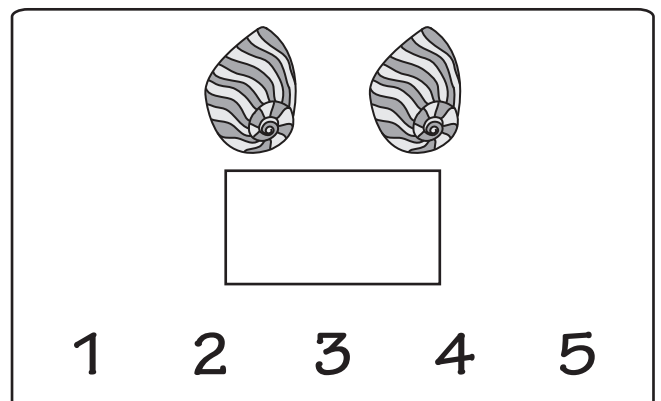
1 2 3 4 5



1 2 3 4 5



1 2 3 4 5





1 2 3 4 5

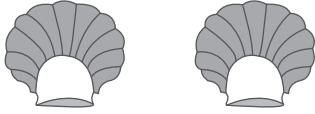



Date _____

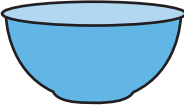

Count and draw the tally marks. Also circle the equivalent number from the choices shown below.

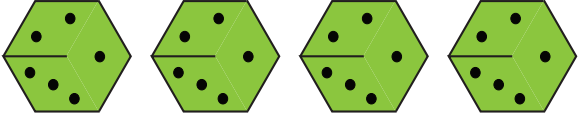

1 2 3 4 5



1 2 3 4 5



1 2 3 4 5



1 2 3 4 5



1 2 3 4 5

1 2 3 4 5

1 2 3 4 5

1 2 3 4 5



Date _____

Count the number of dots and draw tally marks. Also represent in numbers.









Date _____

Count the number of dots and draw tally marks. Also represent in numbers.



Date _____







Count the number of dots and draw tally marks. Also represent in numbers.



Date _____







Count the number of dots in each dice, represent them using tally marks and write them down in numbers.

Dice	Tally Marks	Total
		
		
		
		
		
		



Date _____







Count the number of dots in each dice, represent them using tally marks and write them down in numbers.

Dice	Tally Marks	Total
		
		
		
		
		
		



Date _____

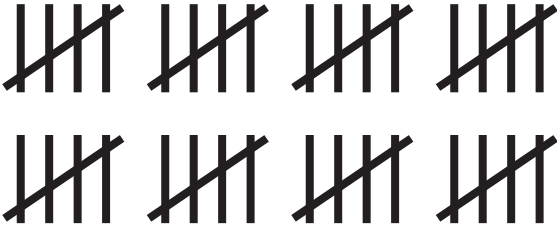






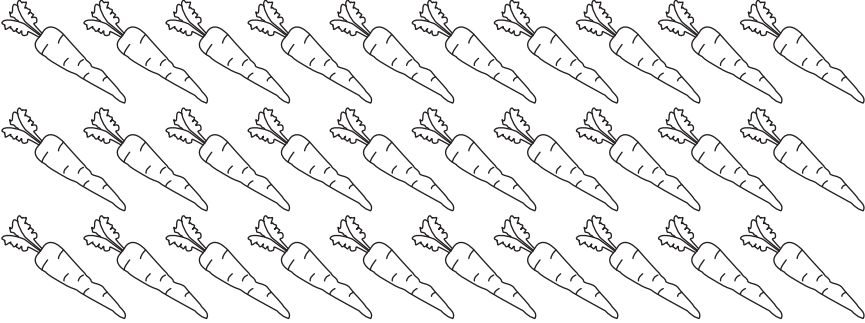


Count the number of dots in each dice, represent them using tally marks and write them down in numbers.

Dice	Tally Marks	Total
		
		
		
		
		
		



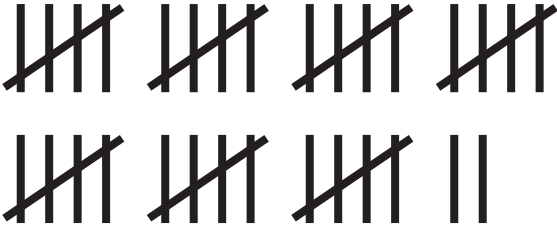
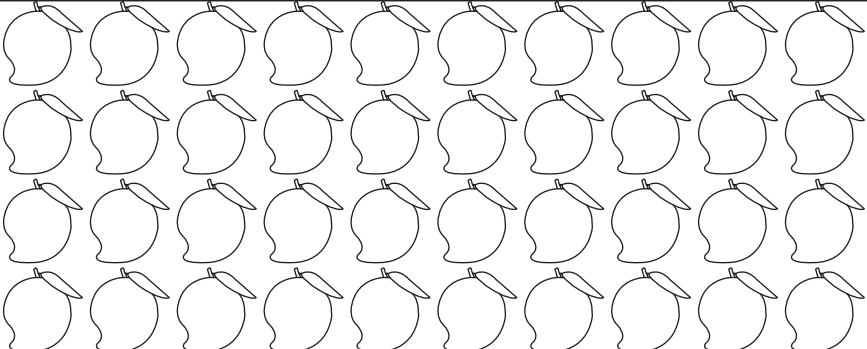



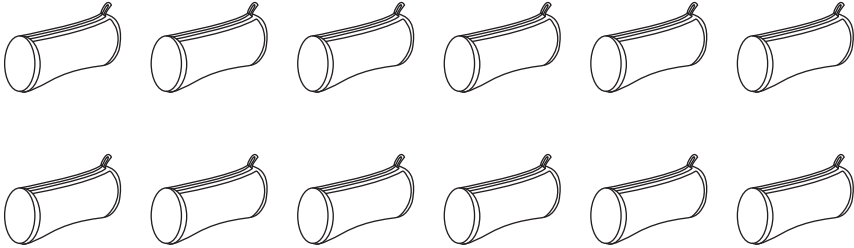




Date _____

Count the tally marks and color the equivalent of objects.

Count the tally marks and color the equivalent of objects.



Date _____

Count the tally marks and color the equivalent of objects.



Date _____

Consider the following data:

17, 57, 34, 57, 17, 52, 34, 6, 52, 34, 57, 17, 57, 6,
52, 6, 57, 34, 52, 57, 17, 99, 57, 6, 52, 57, 17, 52,
34, 57, 17, 57, 6, 57, 34, 52, 17, 57, 17, 52, 6, 34,
52, 6, 52, 17, 57, 52, 34, 17, 57, 52, 6, 34, 52, 17.

Form a frequency table.

Number	Tally Mark	Frequency
6		
17		
34		
52		
57		
99		
	Total	



Consider the following data:

78, 26, 11, 27, 26, 78, 27, 78, 26, 60, 27, 11, 78, 27,
27, 60, 78, 26, 9, 27, 11, 27, 78, 27, 26, 78, 27, 78,
26, 9, 27, 78, 27, 78, 26, 60, 26, 78, 27, 11, 27, 26,
78, 11, 27, 9, 26, 27.

Form a frequency table.

Number	Tally Mark	Frequency
9		
11		
26		
27		
60		
78		
	Total	