



# FREQUENCY TABLE

Name \_\_\_\_\_

Score \_\_\_\_\_

TS41

Consider the following data:

4, 35, 12, 83, 4, 69, 4, 69, 4, 81, 35, 69, 4, 83,  
83, 4, 69, 4, 83, 35, 4, 83, 69, 4, 83, 4, 81, 69,  
4, 81, 4, 35, 69, 4, 69, 4, 81, 4, 35, 69, 83, 4,  
35, 4, 69, 4, 69, 12, 35, 4.

Form a frequency table.

Number	Tally Mark	Frequency
4		
12		
35		
69		
81		
83		
	<b>Total</b>	



# FREQUENCY TABLE

Name \_\_\_\_\_

Score \_\_\_\_\_







## Answer key

TS41

Consider the following data:

4, 35, 12, 83, 4, 69, 4, 69, 4, 81, 35, 69, 4, 83,  
83, 4, 69, 4, 83, 35, 4, 83, 69, 4, 83, 4, 81, 69,  
4, 81, 4, 35, 69, 4, 69, 4, 81, 4, 35, 69, 83, 4,  
35, 4, 69, 4, 69, 12, 35, 4.

Form a frequency table.

Number	Tally Mark	Frequency
4		<b>19</b>
12		<b>2</b>
35		<b>7</b>
69		<b>11</b>
81		<b>4</b>
83		<b>7</b>
	<b>Total</b>	<b>50</b>