



FREQUENCY TABLE

Name _____

Score _____

TS39

Consider the following data:

17, 57, 34, 57, 17, 52, 34, 6, 52, 34, 57, 17, 57, 6,
52, 6, 57, 34, 52, 57, 17, 99, 57, 6, 52, 57, 17, 52,
34, 57, 17, 57, 6, 57, 34, 52, 17, 57, 17, 52, 6, 34,
52, 6, 52, 17, 57, 52, 34, 17, 57, 52, 6, 34, 52, 17.

Form a frequency table.

| Number | Tally Mark | Frequency |
|--------|--------------|-----------|
| 6 | | |
| 17 | | |
| 34 | | |
| 52 | | |
| 57 | | |
| 99 | | |
| | Total | |



FREQUENCY TABLE

Name _____

Score _____







Answer key

TS39

Consider the following data:

17, 57, 34, 57, 17, 52, 34, 6, 52, 34, 57, 17, 57, 6,
52, 6, 57, 34, 52, 57, 17, 99, 57, 6, 52, 57, 17, 52,
34, 57, 17, 57, 6, 57, 34, 52, 17, 57, 17, 52, 6, 34,
52, 6, 52, 17, 57, 52, 34, 17, 57, 52, 6, 34, 52, 17.

Form a frequency table.

| Number | Tally Mark | Frequency |
|--------|---|-----------|
| 6 |  | 8 |
| 17 |  | 11 |
| 34 |  | 9 |
| 52 |  | 13 |
| 57 |  | 14 |
| 99 |  | 1 |
| | Total | 56 |