







# Bar Graph - Tally Marks


Name \_\_\_\_\_

Score \_\_\_\_\_

BG:17

Linda picks a variety of flowers in her garden. She represents the number of each type of flower in the tally chart. Draw the bar graph for the tally chart.





# Bar Graph - Tally Marks

Name \_\_\_\_\_

Score \_\_\_\_\_

## Answer key

BG:17

Linda picks a variety of flowers in her garden. She represents the number of each type of flower in the tally chart. Draw the bar graph for the tally chart.

