







# Drawing Bar Graph


Name \_\_\_\_\_

Score \_\_\_\_\_

BG:06

Make a bar graph to show the number of insects of each type by coloring the boxes.

			
8	20	12	16





# Drawing Bar Graph





Name \_\_\_\_\_

Score \_\_\_\_\_

## Answer key

BG:06

Make a bar graph to show the number of insects of each type by coloring the boxes.

			
8	20	12	16

