



# SAPLINGS PICTURE GRAPH


Name \_\_\_\_\_

Score \_\_\_\_\_

PGS:10

The pictograph given below shows the saplings planted by different classes in a school on the World Environment Day. Read the pictograph to answer the following.

 = 12 saplings



1) Which class planted 120 saplings?

2) How many saplings did the Grade 8 students plant?

3) How many more saplings did Grade 7 plant than Grade 4?

4) Who planted more saplings? Grade 5 or Grade 8? How many?

5) How many saplings in all were planted by the school?



# SAPLINGS PICTURE GRAPH


Name \_\_\_\_\_


Score \_\_\_\_\_

PGS:10

## Answer key

The pictograph given below shows the saplings planted by different classes in a school on the World Environment Day. Read the pictograph to answer the following.

 = 12 saplings



1) Which class planted 120 saplings?

**Grade 5**

2) How many saplings did the Grade 8 students plant?

**180**

3) How many more saplings did Grade 7 plant than Grade 4?

**60**

4) Who planted more saplings? Grade 5 or Grade 8? How many?

**Grade 8, 180**

5) How many saplings in all were planted by the school?

**624**